


SAMPLE ONLINE LESSON PEDAGOGY



COLLABORATIVE LEARNING TECHNOLOGY



LESSON PURPOSE AND OUTCOMES




Lesson Purpose:

Use of collaborative teaching and learning technology in chess lessons.

Lesson Outcomes:


At the end of the lesson, the student will be able to:

- define and explain collaborative learning technology, list and show the components of collaborative learning in the context of chess class;
- make recommendations for improving collaborative classroom;
- develop a lesson plan based on collaborative learning technology.



STUDY THE TWO PICTURES:






Read the statements:

- The students are looking at the teacher.
- The teacher is in the center of classroom.
- The students are listening silently.
- The teacher is active.
- The students are active.
- The students are passive.
- The students are working in groups.
- The students are collaborating.
- The teacher is a group member and a participant.
- Everyone is active.
- Everyone is working on their task.



On the right side of the table insert the statements that describe the right side of the picture. On the left side of the table insert the statements that describe the left side of the picture

Left Side of Picture	Right Side of Picture



CHOOSE THE CORRECT OPTION FROM GIVEN OPTIONS AND COMPLETE THE STATEMENT

STATEMENT 1.

Collaborative learning implies

individual work

group work

STATEMENT 2.

Collaborative learning provides knowledge and skills

through lectures of the teacher and replications


through discussions and communications with friends

STATEMENT3.

During a collaborative class the teacher plays

the role of a leader

various roles



Describe the skills formed through collaborative work.


Add to the series.

- ✓ Listening ability
- ✓ Ability to freely express their own opinions

✓ _____

✓ _____






Watch the video, indicate collaborative learning components,


Video





Make recommendations to improve the class in the video. Choose a recommendations from among the ones provided below, and add one more.


- ✓ As a participant the teacher can actively participate in group discussions.
- ✓ Group work evaluation by the teacher.
- ✓ The teacher can go from one group to another.



Chess Federation

AVC Chess Course Demo (in English)

<https://www.youtube.com/watch?v=3ZRUwWnyFJM>



Stay Connected...



[/OnlineArmenianEducation](#)
[/AVCMultimediaeBooks](#)



[+avc-agbuorg](#)



[@avcagbu](#)




[/avc-agbu](#)



[/armenian-virtual-college](#)



[Armenian Virtual College](#)



Thank You!

